Generalities

Généralités

PM relay type under BB housing mounted on 50x5 mm busbar. Mainly connected between earth and frame in order to detect earth fault in substations. No permanent magnet on N/O contact.

Main drawing

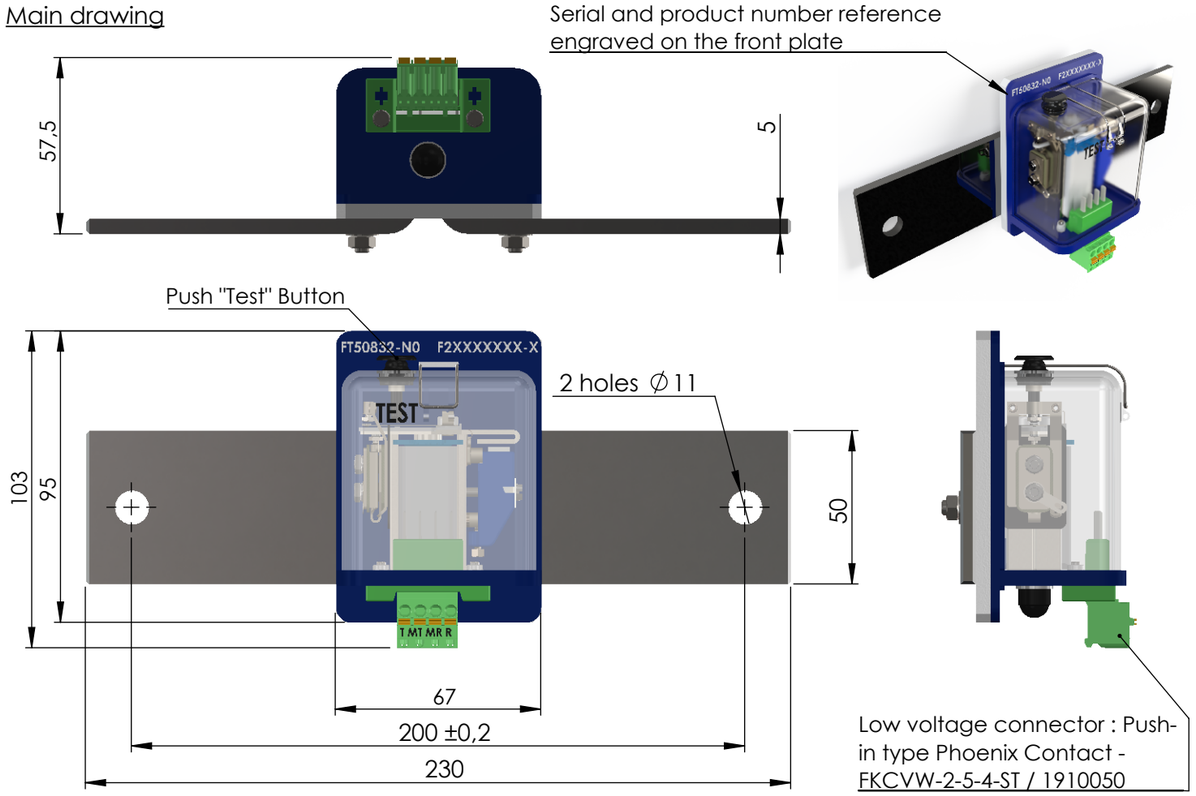

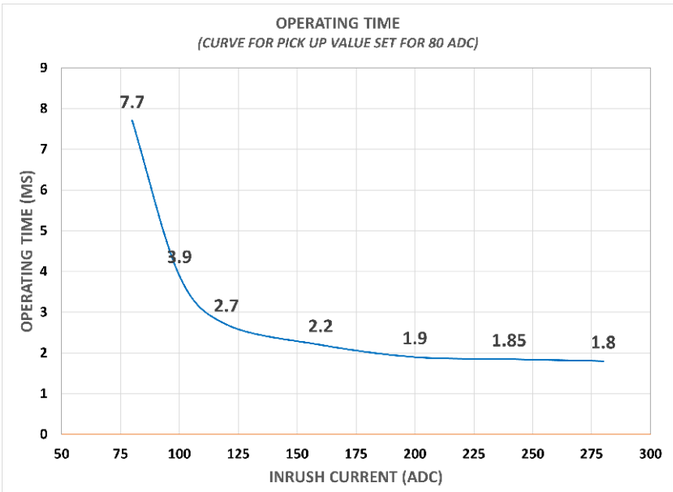

Electrical drawing

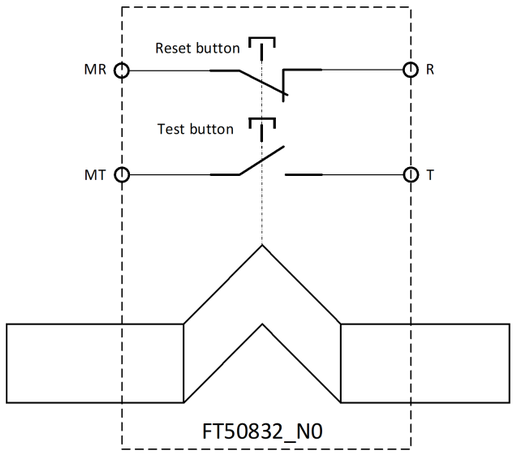

Reference standard

Normes références

Title	Standard No.
Electrical equipment :	NF EN 60077/ IEC 60077
Traction network supply :	NF EN 50163
Shock and vibration :	NF EN 61373
Salt mist :	96h/ NF EN 60068-2-11
Fire and smoke :	EN 45545

Main Characteristics

Caractéristiques principales

Main

Type of Relay :	Current relay
Type of current :	DC
Type of Housing :	BB
Auxiliary voltage :	No
Weight :	0.80 Kg

Contacts

Number of Contacts :	1 N/O - 1 N/C
Contacts metallurgy :	Ag/ Pd
Contacts rating :	90 VDC - 0.3 A - L/R=30 ms
Electrical lifetime :	> 10^6 Operations
Contact resistance :	< 20 mOhms

Environment

Operating temperature :	-25°C...+70°C
Storing temperature :	-40°C...+85°C
Mounting position :	Any attitude

Connections & marking

Connections & gravage

T : N/O
MT : Ground N/O
MR : Ground N/C
R : N/C

Relay reference and serial number engraved on the top plate.
Pickup setting value engraved on the front face.

Electrical Characteristics

Caractéristiques électriques — *Circuit primaire/ Primary circuit*

Nominal current/ Voltage :	N.A.	
Max. perm. Current/ Voltage :	700 Adc	
Pick up Value :	[50:400] Adc	Tol. : ± 10%
Drop out Value :	Power off	Tol. : N.A.
Latching/ BP reset :	No	
Push button test :	Yes	
Timer relay :	No	

In case of no pick-up value specified during the order, pick-up value set at : 80 Adc
For response time information, check graph on the left.

Further information

Informations complémentaires

Maximum short time current allowed : according to ambient temperature at 40°C
For 50 ms : 110 kA | For 100 ms : 80 kA | For 200 ms : 55 kA | For 250 ms : 50 kA | For 500 ms : 35 kA

Dielectric strength checks

Essais diélectriques — *Kv - 50 Hz*

12	Kv	Between primary and secondary
1.5	Kv	Between each contact

Operating function

Fonction opératoire

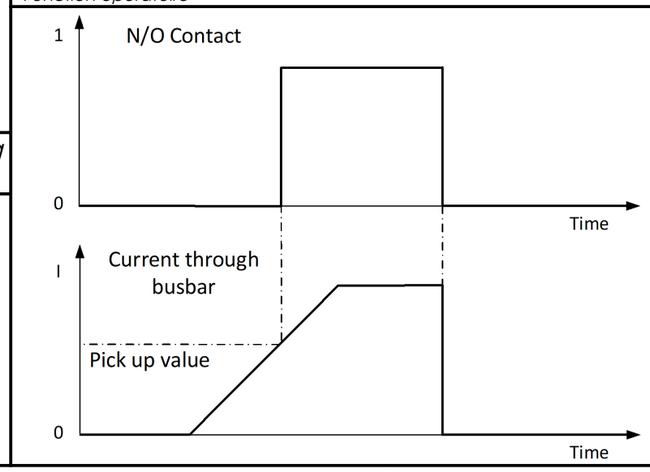

Additional information

Caractéristiques Supplémentaires

Fonction(s) client : N.A. N°(s) spécification : N.A. Symbole/ Article : N.A.

	NOM	DATE
AUTEUR. FT	Thibaud Colodie	04/11/2020

Entreprise/ Company : TECHNO-ELEC SAS
Adresse/ Adress : ZI de la castine, rue des sapins
54730 - GORCY - FRANCE

DÉSIGNATION DU PRODUIT/ PRODUCT DESIGNATION:
Earth fault detection current relay without latching

Marque déposée/ Brand name : TECHNO-ELEC - SERVO CONTACT

RÉFERENCE FICHE TECHNIQUE/ DATASHEET REFERENCE:
FT50832_N0

ECHELLE:1:2 FEUILLE 1 SUR 1

This drawing is the property of TECHNO-ELEC; It can't be reproduced or communicated without our written agreement.

REVISION	DESCRIPTION	DATE	APPROVED BY
A	Issue of initial specification from FT50832-01	04/11/2020	Thibaud Colodie

REVISIONS