Generalities

Généralités

PM relay type under BB housing mounted on 50x5 busbar. Mainly connected between earth and frame in order to detect earth fault in substations. No permanent magnet on N/O contact.

Main drawing

Serial and product number reference engraved on the front plate

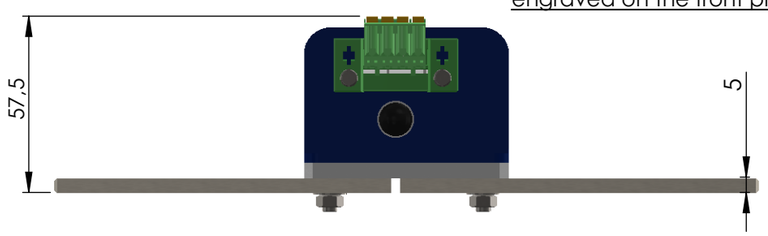



Push "Test" Button

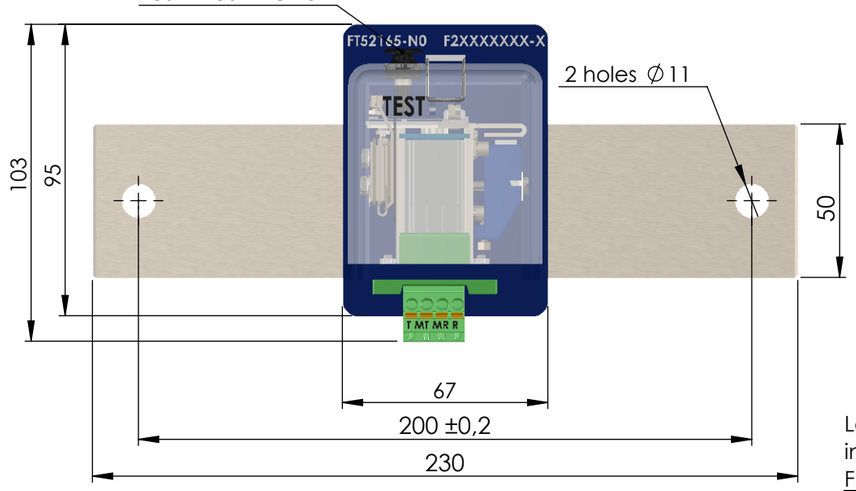



Low voltage connector : Push-in type Phoenix Contact - FKCVW-2-5-4-ST / 1910050

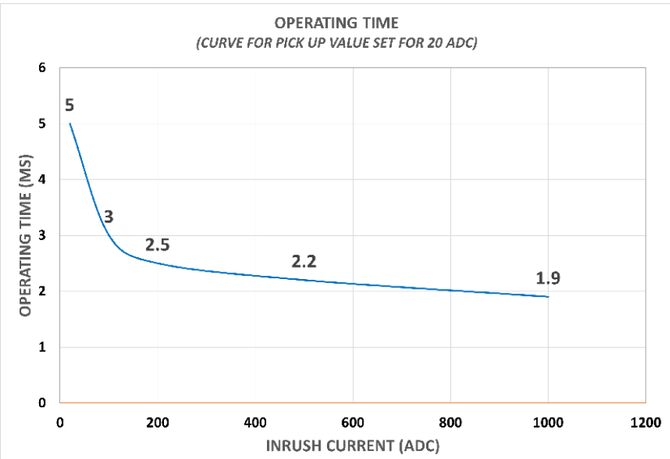

Electrical drawing

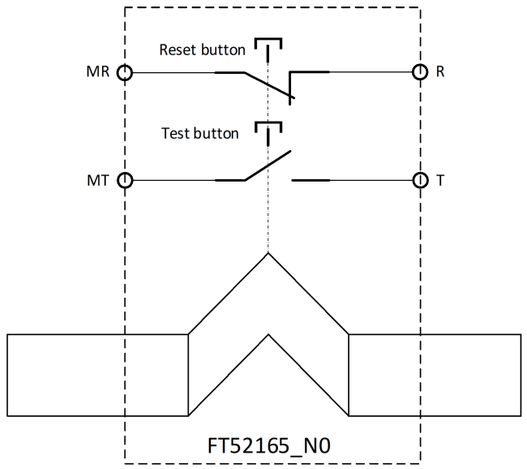

Reference standard

Normes références

Title	Standard No.
Electrical equipment :	NF EN 60077/ IEC 60077
Traction network supply :	NF EN 50163
Shock and vibration :	NF EN 61373
Salt mist :	96h/ NF EN 60068-2-11
Fire and smoke :	EN 45545

Main Characteristics

Caractéristiques principales

Main

Type of Relay :	Current relay
Type of current :	DC
Type of Housing :	BB
Auxiliary voltage :	No
Weight :	0.80 Kg

Contacts

Number of Contacts :	1 N/O - 1 N/C
Contacts metallurgy :	Ag/ Pd
Contacts rating :	90 VDC - 0.3 A - L/R=30 ms
Electrical lifetime :	> 10^6 Operations
Contact resistance :	< 20 mOhms

Environment

Operating temperature :	-25°C...+70°C
Storing temperature :	-40°C...+85°C
Mounting position :	Any attitude

Connections & marking

Connections & gravage

T : N/O
MT : Ground N/O
MR : Ground N/C
R : N/C

Relay reference and serial number engraved on the top plate.
Pickup setting value engraved on the front face.

Electrical Characteristics

Caractéristiques électriques — *Circuit primaire/ Primary circuit*

Nominal current/ Voltage :	N.A.	
Max. perm. Current/ Voltage :	160 Adc	
Pick up Value :	[12:100] Adc	Tol. : ± 10%
Drop out Value :	N.A.	Tol. : N.A.
Latching/ BP reset :	No	
Push button test :	Yes	
Timer relay :	No	

In case of no pick-up value specified during the order, pick-up value set at 20 Adc
For response time information, check graph on the left

Further information

Informations complémentaires

Maximum short time current allowed : according to ambient temperature at 40°C
For 100 ms : 20 kA | For 200 ms : 13 kA | For 400 ms : 09 kA | For 500 ms : 08 kAdc

Dielectric strength checks

Essais diélectriques — *Kv - 50 Hz*

12	Kv	Between primary and secondary
2	Kv	Between each contact

Operating function

Fonction opératoire

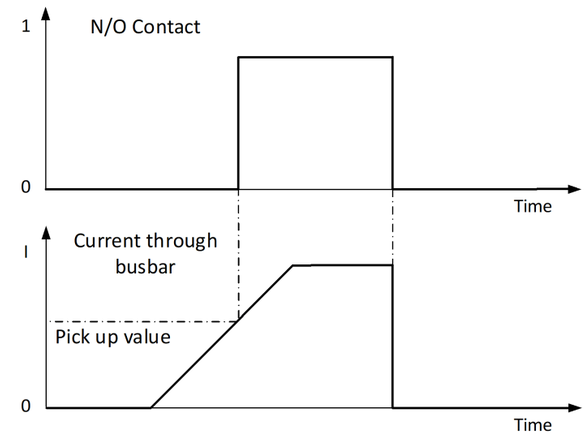

Additional information

Caractéristiques Supplémentaires

Fonction(s) client : N.A. N°(s) spécification : N.A. Symbole/ Article : N.A.

	NOM	DATE
AUTEUR. FT	Thibaud Colodie	04/11/2020

Entreprise/ Company : TECHNO-ELEC SAS
Adresse/ Adress : ZI de la castine, rue des sapins
54730 - GORCY - FRANCE

DÉSIGNATION DU PRODUIT/ PRODUCT DESIGNATION:
Earth fault detection current relay without latching

Marque déposée/ Brand name : TECHNO-ELEC - SERVO CONTACT

RÉFERENCE FICHE TECHNIQUE/ DATASHEET REFERENCE:
FT52165_N0

ECHELLE:1:2 FEUILLE 1 SUR 1

TECHNO-ELEC

This drawing is the property of TECHNO-ELEC; It can't be reproduced or communicated without our written agreement.

REVISION	DESCRIPTION	DATE	APPROVED BY
A	Issue of initial specification from FT52165-2	04/11/2020	Thibaud Colodie

REVISIONS