Generalities

Généralités

Presence voltage relay for 750 Vdc substations. SC3 relay mounted on MK160 housing with isolated LV connectors.

Main drawing

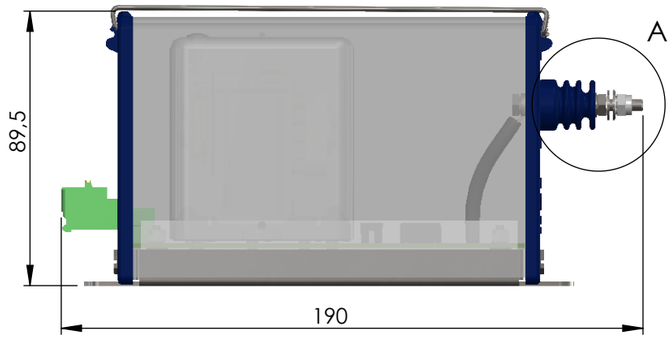



Product reference & Serial number on the HV plate

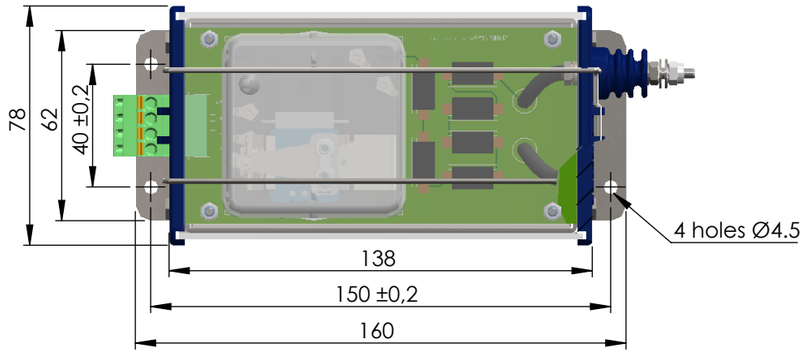

HV connector M4
Recommended torque : 2 N.m



Vue de détail : A

Electrical drawing

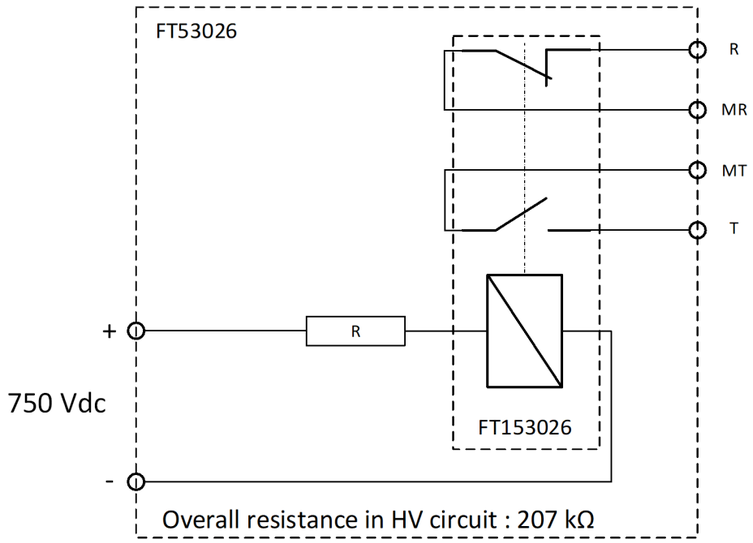

REVISION	DESCRIPTION	DATE	APPROVED BY
B	Setting ranges for Pick up and drop out values added	02/12/2021	Frederic Forli
A	Issue of technical specification	11/01/2021	Thibaud Colodie

Reference standard

Normes références

Title	Standard No.
Insulation coordination :	EN 50123 / EN 50124-1
Traction network supply :	EN 50163
Shock and vibration :	EN 61373
Salt mist :	96h/ NF EN 60068-2-11
Fire and smoke :	EN 45545

Main Characteristics

Caractéristiques principales

Main

Type of Relay :	Voltage relay
Type of current :	DC
Type of Housing :	MK160
Auxiliary voltage :	No
Weight :	0.6 Kg

Contacts

Number of Contacts :	1 N/O - 1 N/C
Contacts metallurgy :	Ag/ Pd
Contacts rating :	90 VDC - 0.3 A - L/R=30 ms
Electrical lifetime :	> 10^6 Operations
Contact resistance :	< 20 mOhms

Environment

Operating temperature :	-25°C...+70°C
Storing temperature :	-40°C...+85°C
Mounting position :	Any attitude

Connections & marking

Connections & gravage



Pick up & Drop out values engraved on the LV plate.

From left to right :
- Ground N/O
- Ground N/C
- N/O
- N/C

Electrical Characteristics

Caractéristiques électriques — *Circuit primaire/ Primary circuit*

Nominal current/ Voltage :	750 Vdc	
Max. permanent Voltage :	900 Vdc (Acc. to EN50163)	
Max. non permanent Voltage :	1000 Vdc / 5 min	
Max. non permanent Voltage :	1270 Vdc / 20 ms	
Pick up Value :	[400:750] Vdc	Tol. : ± 5%
Drop out Value :	[30%:90%] Pick up	Tol. : ± 5%

Power consumption : < 2.75 W at Un

Pick up and drop out operating time From/to Un : < 20 ms

Further information

Informations complémentaires

Without specification when ordering, the relay will be set to the following values:
Pick up : 500 Vdc | Drop out : 450 Vdc

Low voltage connectors :
Push-in type Phoenix contact ref. FKCVR-2-5-4-ST / 1909731

Dielectric strength checks

Essais diélectriques — *Kv - 50 Hz*

10	Kv	Between primary and secondary + earth
1.5	Kv	Between each contact
2.5	Kv	Between contacts and earth

Operating function

Fonction opératoire

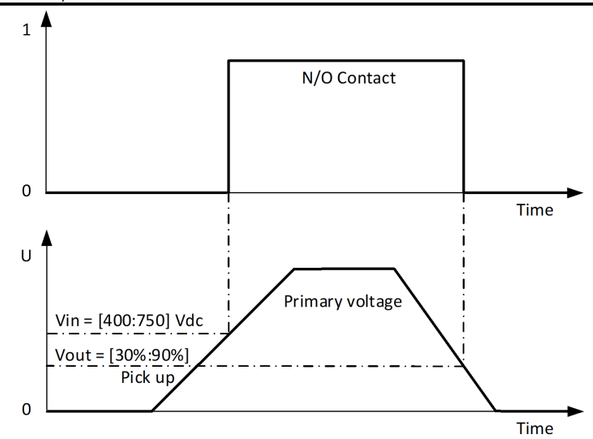

Additional information

Caractéristiques Supplémentaires

Fonction(s) client : N.A. N°(s) spécification : N.A. Symbole/ Article : N.A.

	NOM	DATE
AUTEUR. FT	Thibaud Colodie	11/01/2021

Entreprise/ Company :
TECHNO-ELEC SAS
Adresse/ Adress :
ZI de la castine, rue des sapins
54730 - GORCY - FRANCE

DÉSIGNATION DU PRODUIT/ PRODUCT DESIGNATION:

Presence voltage relay 750Vdc

Marque déposée/ Brand name :
TECHNO-ELEC - SERVO CONTACT

RÉFÉRENCE FICHE TECHNIQUE/ DATASHEET REFERENCE:

FT53026

ECHELLE:1:2 | FEUILLE 1 SUR 1

TECHNO-ELEC

This drawing is the property of TECHNO-ELEC; It can't be reproduced or communicated without our written agreement.