Generality
Généralités

PM relay type under BB housing mounted on 100x5 busbar. Mainly connected between earth and frame in order to detect earth fault in DC railway substations

General drawing

Internal wiring not represented

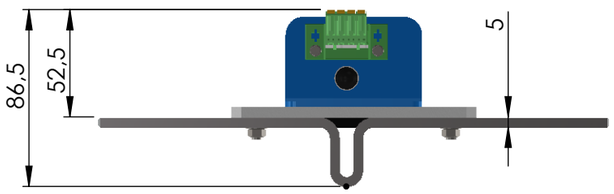



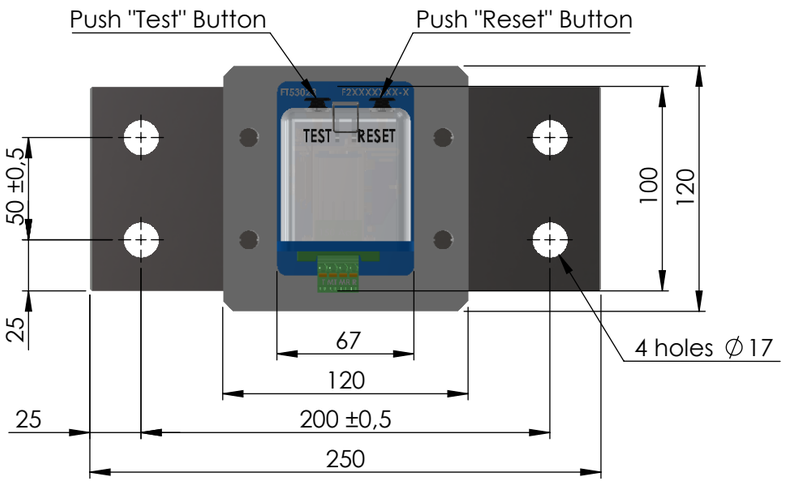



Electrical drawing

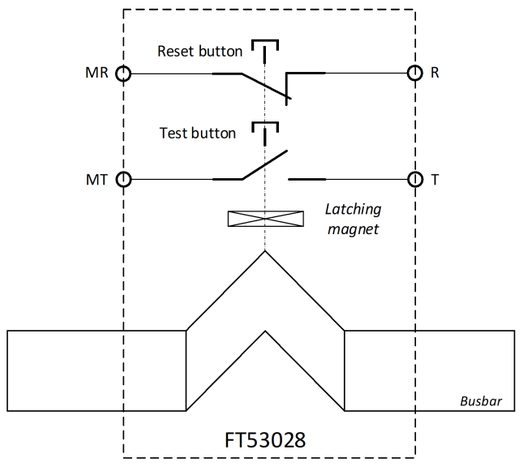

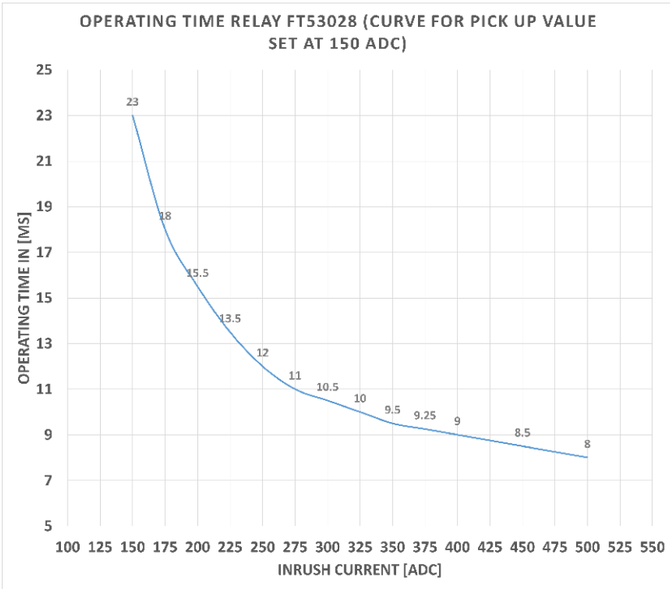

Reference standard
Normes références

Entitled	Standard
Electrical equipment :	NF EN 60077/ IEC 60077
Traction network supply :	NF EN 50163
Shock and vibration :	NF EN 61373
Salt mist :	96h/ NF EN 60068-2-11
Fire and smoke :	EN 45545

Main Characteristics
Caractéristiques principales

Main	
Type of Relay :	Current relay
Type of current :	DC
Type of Housing :	BB
Auxiliary voltage :	No
Weight :	1.5 Kg
Contacts	
Number of Contacts :	1 N/O - 1 N/C
Contacts metalurgy :	Ag/ Pd
Contacts rating :	90 VDC - 0.3 A - L/R=30 ms
Electrical lifetime :	> 10^6 Operations
Contact resistance :	< 20 mOhms
Environment	
Operating temperature :	-25°C...+70°C
Storing temperature :	-40°C...+85°C
Mounting position :	Any attitude

Electrical Characteristics
Caractéristiques électriques — *Circuit primaire/ Primary circuit*

Nominal current/ Voltage :	N.A.	
Max. perm. Current/ Voltage :	2000 Adc	
Pick up Value :	[150:500] Adc	Tol. : ±10%
Drop out Value :	Push Button	Tol. : N.A.
Latching/ BP reset :	Yes	
Push button test :	Yes	
Timer relay :	No	

For operating time information, check graph on the left.
In case of no latching value specified during order, latching value set at : 150 Adc

Further information
Informations complémentaires

Maximum short time current allowed : according to ambient temperature at 40°C
For 100 ms : 220 kA | For 200 ms : 155 kA | For 250 ms : 140 kA
For 500 ms : 100 kA

Push-in type connectors Phoenix Contact : FKCVW 2,5/ 4-ST

Dielectric strengh checks
Essais diélectriques — *Kv - 50 Hz*

12	Kv	Between primary and secondary
1.5	Kv	Between each contact

Connections & marking
Connections & gravage



Relay reference and serial number engraved on the top plate.

Pickup setting value engraved on the front face.

Contacts :
T : N/O
MT : Ground N/O
MR : Ground N/C
R : N/C

Operating function
Fonction opératoire

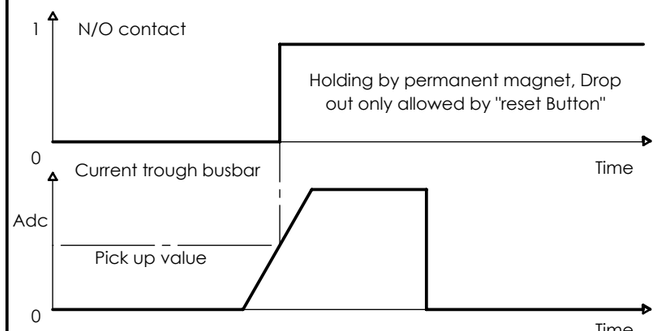

Additional information
Caractéristiques Supplémentaires

Fonction(s) client : N.A. N°(s) spécification : N.A. Symbole/ Article : N.A.

	NOM	DATE
AUTEUR. FT	Thibaud Colodie	25/01/2021

Entreprise/ Company :
TECHNO-ELEC SAS
Adresse/ Adress :
ZI de la castine, rue des sapins
54730 - GORCY - FRANCE

DÉSIGNATION DU PRODUIT/ PRODUCT DESIGNATION:
Earth fault detection current relay

Marque déposée/ Brand name :
TECHNO-ELEC - SERVO CONTACT

RÉFÉRENCE FICHE TECHNIQUE/ DATASHEET REFERENCE:
FT53028

ECHELLE:1:3 FEUILLE 1 SUR 1

TECHNO-ELEC

This drawing is the property of TECHNO-ELEC; It can't be reproduced or communicated without our written agreement.

REVISION	DESCRIPTION	DATE	APPROVED BY
B	Assembly updated, setting range with default value added	17/10/2023	Frédéric Forli
A	Issue of technical specification	25/01/2021	Thibaud Colodie

REVISIONS